


+ Items may contain or come in contact with the following known allergies: milk, eggs, fish, crustacean shellfish, tree nuts, peanuts, wheat, soy, sesame.
 ++ 2,000 calories a day is used for general nutrition advice, but calorie needs vary.

	Allergens	Calories (kcal)	Fat Calories (kcal)	Total Fat (g)	% Daily Value ++	Saturated Fat (g)	% Daily Value ++	Trans Fat (g)	Cholesterol (mg)	% Daily Value ++	Sodium (mg)	% Daily Value ++	Carbohydrates (g)	% Daily Value ++	Dietary Fiber (g)	% Daily Value ++	Sugars (g)	Protein (g)
		Nutrition Information																

DRINKS

Kid's Beverages

Diet Pepsi Serving Size: 10 oz no ice	n/a	0	0	0	0	0	0	0	0	0	45	2	0	0	0	0	0	0
Dr. Pepper Serving Size: 10 oz no ice	n/a	130	0	0	0	0	0	0	0	0	50	2	33	11	0	0	32	0
Iced Tea Serving Size: 10 oz no ice	n/a	0	0	0	0	0	0	0	0	0	0	0	0	0	0	0	0	0
Mountain Dew Serving Size: 10 oz no ice	n/a	140	0	0	0	0	0	0	0	0	50	2	39	13	0	0	38	0
Pepsi Serving Size: 10 oz no ice	n/a	120	0	0	0	0	0	0	0	0	25	1	32	11	0	0	32	0
Starry Serving Size: 10 oz no ice	n/a	130	0	0	0	0	0	0	0	0	30	1	33	12	0	0	33	0
Tropicana Lemonade Serving Size: 10 oz no ice	n/a	130	0	0	0	0	0	0	0	0	125	5	33	11	0	0	33	0

Small Beverages

Diet Pepsi Serving Size: 16 oz no ice	n/a	0	0	0	0	0	0	0	0	0	75	3	0	0	0	0	0	0
Dr. Pepper Serving Size: 16 oz no ice	n/a	200	0	0	0	0	0	0	0	0	80	3	53	18	0	0	51	0
Iced Tea Serving Size: 16 oz no ice	n/a	0	0	0	0	0	0	0	0	0	0	0	0	0	0	0	0	0
Mountain Dew Serving Size: 16 oz no ice	n/a	230	0	0	0	0	0	0	0	0	80	3	62	21	0	0	61	0
Pepsi Serving Size: 16 oz no ice	n/a	190	0	0	0	0	0	0	0	0	40	2	51	17	0	0	51	0
Starry Serving Size: 16 oz no ice	n/a	200	0	0	0	0	0	0	0	0	45	2	52	19	0	0	52	0
Tropicana Lemonade Serving Size: 16 oz no ice	n/a	200	0	0	0	0	0	0	0	0	200	8	53	18	0	0	53	0

Medium Beverages

Diet Pepsi Serving Size: 24 oz no ice	n/a	0	0	0	0	0	0	0	0	0	110	5	0	0	0	0	0	0
Dr. Pepper Serving Size: 24 oz no ice	n/a	300	0	0	0	0	0	0	0	0	120	5	79	26	0	0	77	0
Iced Tea Serving Size: 24 oz no ice	n/a	0	0	0	0	0	0	0	0	0	0	0	0	0	0	0	0	0
Mountain Dew Serving Size: 24 oz no ice	n/a	350	0	0	0	0	0	0	0	0	120	5	93	31	0	0	92	0
Pepsi Serving Size: 24 oz no ice	n/a	290	0	0	0	0	0	0	0	0	55	2	77	26	0	0	77	0
Starry Serving Size: 24 oz no ice	n/a	300	0	0	0	0	0	0	0	0	70	3	78	28	0	0	78	0
Tropicana Lemonade Serving Size: 24 oz no ice	n/a	300	0	0	0	0	0	0	0	0	300	12	80	27	0	0	80	0


Large Beverages

Diet Pepsi Serving Size: 32 oz no ice	n/a	0	0	0	0	0	0	0	0	0	150	6	0	0	0	0	0	0
Dr. Pepper Serving Size: 32 oz no ice	n/a	400	0	0	0	0	0	0	0	0	160	7	106	35	0	0	102	0
Iced Tea Serving Size: 32 oz no ice	n/a	0	0	0	0	0	0	0	0	0	0	0	0	0	0	0	0	0
Mountain Dew Serving Size: 32 oz no ice	n/a	460	0	0	0	0	0	0	0	0	160	7	124	41	0	0	122	0
Pepsi Serving Size: 32 oz no ice	n/a	380	0	0	0	0	0	0	0	0	75	3	102	34	0	0	102	0
Starry Serving Size: 32 oz no ice	n/a	400	0	0	0	0	0	0	0	0	95	4	104	38	0	0	104	0
Tropicana Lemonade Serving Size: 32 oz no ice	n/a	400	0	0	0	0	0	0	0	0	400	17	107	36	0	0	107	0

Bigee Beverages

Diet Pepsi Serving Size: 44 oz no ice	n/a	0	0	0	0	0	0	0	0	0	200	8	0	0	0	0	0	0
Dr. Pepper Serving Size: 44 oz no ice	n/a	550	0	0	0	0	0	0	0	0	220	9	145	48	0	0	141	0
Iced Tea Serving Size: 44 oz no ice	n/a	0	0	0	0	0	0	0	0	0	0	0	0	0	0	0	0	0
Mountain Dew Serving Size: 44 oz no ice	n/a	630	0	0	0	0	0	0	0	0	220	9	171	57	0	0	168	0
Pepsi Serving Size: 44 oz no ice	n/a	530	0	0	0	0	0	0	0	0	105	4	141	47	0	0	141	0
Starry Serving Size: 44 oz no ice	n/a	550	0	0	0	0	0	0	0	0	130	6	143	52	0	0	143	0
Tropicana Lemonade Serving Size: 44 oz no ice	n/a	550	0	0	0	0	0	0	0	0	550	23	147	49	0	0	147	0

+ Items may contain or come in contact with the following known allergies: milk, eggs, fish, crustacean shellfish, tree nuts, peanuts, wheat, soy, sesame.
 ++ 2,000 calories a day is used for general nutrition advice, but calorie needs vary.

	Allergens	Calories (kcal)	Fat Calories (kcal)	Total Fat (g)	% Daily Value ++	Saturated Fat (g)	% Daily Value ++	Trans Fat (g)	Cholesterol (mg)	% Daily Value ++	Sodium (mg)	% Daily Value ++	Carbohydrates (g)	% Daily Value ++	Dietary Fiber (g)	% Daily Value ++	Sugars (g)	Protein (g)
---	-----------	-----------------	---------------------	---------------	------------------	-------------------	------------------	---------------	------------------	------------------	-------------	------------------	-------------------	------------------	-------------------	------------------	------------	-------------

Nutrition Information

Kid's eegee's

Coffee Serving Size: 10 oz	n/a	130	0	0	0	0	0	0	0	0	20	1	32	12	0	1	31	0
Lemon Serving Size: 10 oz	n/a	110	0	0	0	0	0	0	0	0	35	1	29	10	0	0	29	0
Pina Colada Serving Size: 10 oz	tree nut	110	0	0	0	0	0	0	0	0	35	1	29	10	0	0	29	0
Skinny Berry Serving Size: 10 oz	n/a	15	0	0	0	0	0	0	0	0	10	0	8	3	0	0	0	0
Strawberry Serving Size: 10 oz	n/a	110	0	0	0	0	0	0	0	0	35	1	29	10	0	0	29	0

Small eegee's

Coffee Serving Size: 16 oz	n/a	200	0	0	0	0	0	0	0	0	35	2	51	18	0	1	49	0
Lemon Serving Size: 16 oz	n/a	170	0	0	0	0	0	0	0	0	55	2	47	16	0	0	47	0
Pina Colada Serving Size: 16 oz	tree nut	170	0	0	0	0	0	0	0	0	55	2	47	16	0	0	47	0
Skinny Berry Serving Size: 16 oz	n/a	20	0	0	0	0	0	0	0	0	15	1	12	4	0	0	0	0
Strawberry Serving Size: 16 oz	n/a	170	0	0	0	0	0	0	0	0	55	2	47	16	0	0	47	0

Medium eegee's

Coffee Serving Size: 24 oz	n/a	300	0	0	0	0	0	0	0	0	50	2	76	28	<1	2	73	0
Lemon Serving Size: 24 oz	n/a	260	0	0	0	0	0	0	0	0	80	3	70	23	0	0	70	0
Pina Colada Serving Size: 24 oz	tree nut	260	0	0	0	0	0	0	0	0	80	3	70	23	0	0	70	0
Skinny Berry Serving Size: 24 oz	n/a	30	0	0	0	0	0	0	0	0	20	1	18	7	0	0	0	0
Strawberry Serving Size: 24 oz	n/a	260	0	0	0	0	0	0	0	0	80	3	70	23	0	0	70	0

Large eegee's

Coffee Serving Size: 32 oz	n/a	410	0	0	0	0	0	0	0	0	70	3	101	37	<1	3	98	0
Lemon Serving Size: 32 oz	n/a	350	0	0	0	0	0	0	0	0	105	4	93	31	0	0	93	0
Pina Colada Serving Size: 32 oz	tree nut	350	0	0	0	0	0	0	0	0	105	4	93	31	0	0	93	0
Skinny Berry Serving Size: 32 oz	n/a	40	0	0	0	0	0	0	0	0	25	1	24	9	0	0	0	0
Strawberry Serving Size: 32 oz	n/a	350	0	0	0	0	0	0	0	0	105	4	93	31	0	0	93	0


Bige eegee's

Coffee Serving Size: 44 oz	n/a	560	0	0	0	0	0	0	0	0	95	4	139	51	1	4	134	0
Lemon Serving Size: 44 oz	n/a	480	0	0	0	0	0	0	0	0	150	6	128	43	0	0	128	0
Pina Colada Serving Size: 44 oz	tree nut	480	0	0	0	0	0	0	0	0	150	6	128	43	0	0	128	0
Skinny Berry Serving Size: 44 oz	n/a	60	0	0	0	0	0	0	0	0	35	2	33	12	0	0	0	0
Strawberry Serving Size: 44 oz	n/a	480	0	0	0	0	0	0	0	0	150	6	128	43	0	0	128	0

Fun/Party pak eegee's

Coffee Serving Size: 6 oz	n/a	80	0	0	0	0	0	0	0	0	15	1	19	7	0	1	18	0
Lemon Serving Size: 6 oz	n/a	70	0	0	0	0	0	0	0	0	20	1	18	6	0	0	18	0
Pina Colada Serving Size: 6 oz	tree nut	70	0	0	0	0	0	0	0	0	20	1	18	6	0	0	18	0
Skinny Berry Serving Size: 6 oz	n/a	5	0	0	0	0	0	0	0	0	10	0	7	3	5	18	0	0
Strawberry Serving Size: 6 oz	n/a	70	0	0	0	0	0	0	0	0	20	1	18	6	0	0	18	0

+ Items may contain or come in contact with the following known allergens: milk, eggs, fish, crustacean shellfish, tree nuts, peanuts, wheat, soy, sesame.
 ++ 2,000 calories a day is used for general nutrition advice, but calorie needs vary.

 Nutrition Information Kid's eegee's Fizz	Allergens	Calories (kcal)	Fat Calories (kcal)	Total Fat (g)	% Daily Value ++	Saturated Fat (g)	% Daily Value ++	Trans Fat (g)	Cholesterol (mg)	% Daily Value ++	Sodium (mg)	% Daily Value ++	Carbohydrates (g)	% Daily Value ++	Dietary Fiber (g)	% Daily Value ++	Sugars (g)	Protein (g)
--	-----------	-----------------	---------------------	---------------	------------------	-------------------	------------------	---------------	------------------	------------------	-------------	------------------	-------------------	------------------	-------------------	------------------	------------	-------------

Diet Pepsi w/lemon, strawberry or pina colada Serving Size: 10 oz	n/a	50	0	0	0	0	0	0	0	0	40	2	15	5	0	0	15	0
Diet Pepsi with Skinny Berry Serving Size: 10 oz	n/a	5	0	0	0	0	0	0	0	0	25	1	4	1	0	0	0	0
Dr. Pepper w/lemon, strawberry or pina colada Serving Size: 10 oz	n/a	120	0	0	0	0	0	0	0	0	40	2	31	10	0	0	31	0
Dr. Pepper with Skinny Berry Serving Size: 10 oz	n/a	70	0	0	0	0	0	0	0	0	30	1	20	7	0	0	16	0
Mountain Dew w/lemon, strawberry or pina colada Serving Size: 10 oz	n/a	130	0	0	0	0	0	0	0	0	40	2	34	11	0	0	34	0
Mountain Dew with Skinny Berry Serving Size: 10 oz	n/a	80	0	0	0	0	0	0	0	0	30	1	23	8	0	0	19	0
Pepsi Fizz w/lemon, strawberry or pina colada Serving Size: 10 oz	n/a	110	0	0	0	0	0	0	0	0	30	1	31	10	0	0	31	0
Pepsi Fizz with Skinny Berry Serving Size: 10 oz	n/a	70	0	0	0	0	0	0	0	0	15	1	20	7	0	0	17	0
Starry w/lemon, strawberry or pina colada Serving Size: 10 oz	n/a	120	0	0	0	0	0	0	0	0	30	1	31	11	0	0	31	0
Starry with Skinny Berry Serving Size: 10 oz	n/a	70	0	0	0	0	0	0	0	0	20	1	20	7	0	0	16	0
Tropicana Lemonade w/lemon, strawberry or pina colada Serving Size: 10 oz	n/a	120	0	0	0	0	0	0	0	0	80	3	31	10	0	0	31	0
Tropicana Lemonade with Skinny Berry Serving Size: 10 oz	n/a	70	0	0	0	0	0	0	0	0	65	3	20	7	0	0	17	0


Small eegee's Fizz

Diet Pepsi w/lemon, strawberry or pina colada Serving Size: 16 oz	n/a	90	0	0	0	0	0	0	0	0	65	3	23	8	0	0	23	0
Diet Pepsi with Skinny Berry Serving Size: 16 oz	n/a	10	0	0	0	0	0	0	0	0	45	2	6	2	0	0	0	0
Dr. Pepper w/lemon, strawberry or pina colada Serving Size: 16 oz	n/a	190	0	0	0	0	0	0	0	0	65	3	50	17	0	0	49	0
Dr. Pepper with Skinny Berry Serving Size: 16 oz	n/a	110	0	0	0	0	0	0	0	0	45	2	32	12	0	0	26	0
Mountain Dew w/lemon, strawberry or pina colada Serving Size: 16 oz	n/a	200	0	0	0	0	0	0	0	0	65	3	54	18	0	0	54	0
Mountain Dew with Skinny Berry Serving Size: 16 oz	n/a	130	0	0	0	0	0	0	0	0	45	2	37	13	0	0	31	0
Pepsi Fizz w/lemon, strawberry or pina colada Serving Size: 16 oz	n/a	180	0	0	0	0	0	0	0	0	45	2	49	16	0	0	49	0
Pepsi Fizz with Skinny Berry Serving Size: 16 oz	n/a	110	0	0	0	0	0	0	0	0	25	1	33	12	0	0	27	0
Starry w/lemon, strawberry or pina colada Serving Size: 16 oz	n/a	190	0	0	0	0	0	0	0	0	50	2	49	18	0	0	49	0
Starry with Skinny Berry Serving Size: 16 oz	n/a	110	0	0	0	0	0	0	0	0	30	1	32	12	0	0	26	0
Tropicana Lemonade w/lemon, strawberry or pina colada Serving Size: 16 oz	n/a	190	0	0	0	0	0	0	0	0	125	5	50	17	0	0	50	0
Tropicana Lemonade with Skinny Berry Serving Size: 16 oz	n/a	110	0	0	0	0	0	0	0	0	105	5	33	12	0	0	27	0

Medium eegee's Fizz

Diet Pepsi w/lemon, strawberry or pina colada Serving Size: 24 oz	n/a	130	0	0	0	0	0	0	0	0	95	4	35	12	0	0	35	0
Diet Pepsi with Skinny Berry Serving Size: 24 oz	n/a	15	0	0	0	0	0	0	0	0	65	3	9	3	0	0	0	0
Dr. Pepper w/lemon, strawberry or pina colada Serving Size: 24 oz	n/a	280	0	0	0	0	0	0	0	0	100	4	75	25	0	0	73	0
Dr. Pepper with Skinny Berry Serving Size: 24 oz	n/a	170	0	0	0	0	0	0	0	0	70	3	49	18	0	0	38	0
Mountain Dew w/lemon, strawberry or pina colada Serving Size: 24 oz	n/a	300	0	0	0	0	0	0	0	0	100	4	82	27	0	0	81	0
Mountain Dew with Skinny Berry Serving Size: 24 oz	n/a	190	0	0	0	0	0	0	0	0	70	3	56	20	0	0	46	0
Pepsi Fizz w/lemon, strawberry or pina colada Serving Size: 24 oz	n/a	270	0	0	0	0	0	0	0	0	70	3	73	24	0	0	73	0
Pepsi Fizz with Skinny Berry Serving Size: 24 oz	n/a	170	0	0	0	0	0	0	0	0	40	2	49	18	0	0	40	0
Starry w/lemon, strawberry or pina colada Serving Size: 24 oz	n/a	280	0	0	0	0	0	0	0	0	75	3	74	27	0	0	74	0
Starry with Skinny Berry Serving Size: 24 oz	n/a	170	0	0	0	0	0	0	0	0	45	2	48	17	0	0	39	0
Tropicana Lemonade w/lemon, strawberry or pina colada Serving Size: 24 oz	n/a	280	0	0	0	0	0	0	0	0	190	8	75	25	0	0	75	0
Tropicana Lemonade with Skinny Berry Serving Size: 24 oz	n/a	170	0	0	0	0	0	0	0	0	160	7	49	18	0	0	40	0

+ Items may contain or come in contact with the following known allergens: milk, eggs, fish, crustacean shellfish, tree nuts, peanuts, wheat, soy, sesame.
 ++ 2,000 calories a day is used for general nutrition advice, but calorie needs vary.

	Allergens	Calories (kcal)	Fat Calories (kcal)	Total Fat (g)	% Daily Value ++	Saturated Fat (g)	% Daily Value ++	Trans Fat (g)	Cholesterol (mg)	% Daily Value ++	Sodium (mg)	% Daily Value ++	Carbohydrates (g)	% Daily Value ++	Dietary Fiber (g)	% Daily Value ++	Sugars (g)	Protein (g)
---	-----------	-----------------	---------------------	---------------	------------------	-------------------	------------------	---------------	------------------	------------------	-------------	------------------	-------------------	------------------	-------------------	------------------	------------	-------------

Nutrition Information
Large eegee's Fizz

Diet Pepsi w/lemon, strawberry or pina colada Serving Size: 32 oz	n/a	170	0	0	0	0	0	0	0	0	125	5	47	16	0	0	47	0
Diet Pepsi with Skinny Berry Serving Size: 32 oz	n/a	20	0	0	0	0	0	0	0	0	85	4	12	4	0	0	0	0
Dr. Pepper w/lemon, strawberry or pina colada Serving Size: 32 oz	n/a	370	0	0	0	0	0	0	0	0	135	6	99	33	0	0	98	0
Dr. Pepper with Skinny Berry Serving Size: 32 oz	n/a	220	0	0	0	0	0	0	0	0	95	4	65	24	0	0	51	0
Mountain Dew w/lemon, strawberry or pina colada Serving Size: 32 oz	n/a	400	0	0	0	0	0	0	0	0	135	6	109	36	0	0	108	0
Mountain Dew with Skinny Berry Serving Size: 32 oz	n/a	250	0	0	0	0	0	0	0	0	95	4	74	27	0	0	61	0
Pepsi Fizz w/lemon, strawberry or pina colada Serving Size: 32 oz	n/a	360	0	0	0	0	0	0	0	0	90	4	98	33	0	0	98	0
Pepsi Fizz with Skinny Berry Serving Size: 32 oz	n/a	220	0	0	0	0	0	0	0	0	55	2	65	24	0	0	53	0
Starry w/lemon, strawberry or pina colada Serving Size: 32 oz	n/a	370	0	0	0	0	0	0	0	0	100	4	99	36	0	0	99	0
Starry with Skinny Berry Serving Size: 32 oz	n/a	220	0	0	0	0	0	0	0	0	60	3	64	23	0	0	52	0
Tropicana Lemonade w/lemon, strawberry or pina colada Serving Size: 32 oz	n/a	370	0	0	0	0	0	0	0	0	250	10	100	33	0	0	100	0
Tropicana Lemonade with Skinny Berry Serving Size: 32 oz	n/a	220	0	0	0	0	0	0	0	0	210	9	65	24	0	0	53	0

Bigee eegee's Fizz

Diet Pepsi w/lemon, strawberry or pina colada Serving Size: 44 oz	n/a	240	0	0	0	0	0	0	0	0	170	7	64	21	0	0	64	0
Diet Pepsi with Skinny Berry Serving Size: 44 oz	n/a	30	0	0	0	0	0	0	0	0	120	5	17	6	0	0	0	0
Dr. Pepper w/lemon, strawberry or pina colada Serving Size: 44 oz	n/a	510	0	0	0	0	0	0	0	0	180	8	137	46	0	0	135	0
Dr. Pepper with Skinny Berry Serving Size: 44 oz	n/a	300	0	0	0	0	0	0	0	0	130	6	89	32	0	0	70	0
Mountain Dew w/lemon, strawberry or pina colada Serving Size: 44 oz	n/a	550	0	0	0	0	0	0	0	0	180	8	149	50	0	0	148	0
Mountain Dew with Skinny Berry Serving Size: 44 oz	n/a	340	0	0	0	0	0	0	0	0	130	6	102	37	0	0	84	0
Pepsi Fizz w/lemon, strawberry or pina colada Serving Size: 44 oz	n/a	500	0	0	0	0	0	0	0	0	125	5	134	45	0	0	134	0
Pepsi Fizz with Skinny Berry Serving Size: 44 oz	n/a	300	0	0	0	0	0	0	0	0	75	3	90	33	0	0	73	0
Starry w/lemon, strawberry or pina colada Serving Size: 44 oz	n/a	510	0	0	0	0	0	0	0	0	140	6	136	49	0	0	136	0
Starry with Skinny Berry Serving Size: 44 oz	n/a	300	0	0	0	0	0	0	0	0	85	4	88	32	0	0	72	0
Tropicana Lemonade w/lemon, strawberry or pina colada Serving Size: 44 oz	n/a	510	0	0	0	0	0	0	0	0	350	15	138	46	0	0	138	0
Tropicana Lemonade with Skinny Berry Serving Size: 44 oz	n/a	300	0	0	0	0	0	0	0	0	290	13	90	33	0	0	73	0

Kid's Teagee's

Tea w/lemon, strawberry or pina colada Serving Size: 10 oz	n/a	50	0	0	0	0	0	0	0	0	15	1	15	5	0	0	15	0
Tea with Skinny Berry Serving Size: 10 oz	n/a	5	0	0	0	0	0	0	0	0	0	0	4	1	0	0	0	0

Small Teagee's

Tea w/lemon, strawberry or pina colada Serving Size: 16 oz	n/a	90	0	0	0	0	0	0	0	0	25	1	23	8	0	0	23	0
Tea with Skinny Berry Serving Size: 16 oz	n/a	10	0	0	0	0	0	0	0	0	5	0	6	2	0	0	0	0

Medium Teagee's

Tea w/lemon, strawberry or pina colada Serving Size: 24 oz	n/a	130	0	0	0	0	0	0	0	0	40	2	35	12	0	0	35	0
Tea with Skinny Berry Serving Size: 24 oz	n/a	15	0	0	0	0	0	0	0	0	10	0	9	3	0	0	0	0


Large Teagee's

Tea w/lemon, strawberry or pina colada Serving Size: 32 oz	n/a	170	0	0	0	0	0	0	0	0	55	2	47	16	0	0	47	0
Tea with Skinny Berry Serving Size: 32 oz	n/a	20	0	0	0	0	0	0	0	0	15	1	12	4	0	0	0	0

Bigee Teagee's

Tea w/lemon, strawberry or pina colada Serving Size: 44 oz	n/a	240	0	0	0	0	0	0	0	0	75	3	64	21	0	0	64	0
Tea with Skinny Berry Serving Size: 44 oz	n/a	30	0	0	0	0	0	0	0	0	20	1	17	6	0	0	0	0

+ Items may contain or come in contact with the following known allergens: milk, eggs, fish, crustacean shellfish, tree nuts, peanuts, wheat, soy, sesame.
 ++ 2,000 calories a day is used for general nutrition advice, but calorie needs vary.

	Allergens	Calories (kcal)	Fat Calories (kcal)	Total Fat (g)	% Daily Value ++	Saturated Fat (g)	% Daily Value ++	Trans Fat (g)	Cholesterol (mg)	% Daily Value ++	Sodium (mg)	% Daily Value ++	Carbohydrates (g)	% Daily Value ++	Dietary Fiber (g)	% Daily Value ++	Sugars (g)	Protein (g)
		Nutrition Information																

FOOD

Chicken Tenders

Two Serving Size: 2 chicken tenders and medium fry	soy, wheat	500	110	13	16	1	4	0	50	17	1560	68	68	25	5	18	0	27
Two Buffalo Style Serving Size: 2 chicken tenders and medium fry	soy, wheat	500	110	13	16	1	4	0	50	17	3150	137	68	25	5	18	0	27
Three Serving Size: 3 chicken tenders and medium fry	soy, wheat	650	140	16	20	1	4	0	75	25	2320	101	87	32	6	21	0	39
Three Buffalo Style Serving Size: 2 chicken tenders and medium fry	soy, wheat	650	140	16	20	1	4	0	75	25	4700	205	87	32	6	21	0	39
Four Serving Size: 4 chicken tenders and medium fry	soy, wheat	800	170	19	24	1	4	0	100	33	3080	134	106	39	7	25	0	51
Four Buffalo Style Serving Size: 4 chicken tenders and medium fry	soy, wheat	800	170	19	24	1	4	0	100	33	6260	272	106	39	7	25	0	51
Party Tenders Serving Size: 12 chicken tenders	soy, wheat	1800	320	36	46	1	4	0	300	100	9120	397	228	83	12	43	0	144
Party Tenders Buffalo Style Serving Size: 12 chicken tenders	soy, wheat	1800	320	36	46	1	4	0	300	100	1865	811	228	83	12	43	0	144

Fries

Medium Fries Serving Size: 1 medium fry	n/a	200	60	7	9	1	4	0	0	0	40	2	30	11	3	11	0	3
Large Fries Serving Size: 1 large fry	n/a	280	90	10	13	1	5	0	0	0	55	2	43	16	4	15	0	4
Buffalo Blue Cheese Fries Serving Size: 1 buffalo blue cheese fries	egg, milk, soy	450	260	29	38	7	34	0	15	5	1200	52	38	14	3	12	< 1	7
Buffalo Ranch Fries Serving Size: 1 buffalo ranch fries	egg, milk, soy	430	260	29	37	4	21	0	5	2	430	19	41	15	4	15	0	4
Cheesy Bacon Fries Serving Size: 1 cheesy bacon fries	milk	470	210	24	31	6	29	0	20	7	960	42	45	16	4	15	0	13
Chipotle Ranch Fries Serving Size: 1 chipotle ranch fries	egg, milk, soy	450	250	29	37	4.5	21	0	15	5	340	15	44	16	4	15	< 1	6
Pizza Fries Serving Size: 1 pizza fries	egg, milk, soy	460	160	18	23	4.5	23	0	20	6	780	34	61	22	5	17	13	15
Ranch Fries Serving Size: 1 ranch fries	egg, milk, soy	470	260	29	38	4	21	0.5	5	2	380	16	44	16	4	15	1	6

PARTY FRIES

Buffalo Ranch Serving Size: 1 buffalo ranch fries	egg, milk, soy	870	520	58	74	8	42	0	10	4	870	38	83	30	8	30	0	8
Cheesy Bacon Fries Serving Size: 1 cheesy bacon fries	milk	940	430	48	61	12	58	0	40	13	1920	83	90	33	8	30	0	26
Chipotle Ranch Serving Size: 1 chipotle fries	egg, milk, soy	900	490	58	74	9	43	0	35	11	690	30	89	32	8	30	2	11
Original Serving Size: 1 fries	egg, milk, soy	910	520	58	74	8	42	1	10	4	650	28	87	32	8	30	2	10
Pizza Fries Serving Size: 1 pizza fries	egg, milk, soy	870	310	34	44	9	44	0	40	13	1550	67	112	41	8	30	27	30

Pretzels

Cheese Serving Size: cheese pretzel	milk, wheat	410	170	19	24	12	60	0	45	15	720	31	38	14	1	4	1	24
Pizza Serving Size: pizza pretzel	milk, wheat	490	180	20	26	12	60	0	45	15	1280	56	52	19	1	4	15	28
Plain Serving Size: plain	wheat	170	10	1	1	0	0	0	0	0	150	7	38	14	1	4	1	6
Salted Serving Size: 1 salted pretzel	wheat	170	10	1	1	0	0	0	0	0	510	22	38	14	1	4	1	6

Kids Meals

Applesauce Serving Size: 1 pouch	n/a	70	0	0	0	0	0	0	0	0	0	0	16	6	3	11	13	0
Apple Juice Serving Size: 1- 6.75 fl box	n/a	100	0	0	0	0	0	0	0	0	10	0	24	8	0	0	23	0
Kid's Chicken Serving Size: 2 tenders	soy, wheat	300	50	6	8	0	0	0	50	17	1520	66	38	14	2	7	0	24
Kid's Chicken Tossed in Frank's Serving Size: 2 tenders	soy, wheat	300	50	6	8	0	0	0	50	17	3110	135	38	14	2	7	0	24
Kid's Ham Sub Serving Size: 1 kid's ham sub	milk, wheat	200	60	7	8	3	16	0	30	10	690	30	23	8	1	4	2	13
Kid's Salami Sub Serving Size: 1 kid's salami sub	milk, wheat	270	130	14	18	7	37	0	30	11	700	30	22	8	1	4	2	13
Kid's Turkey Sub Serving Size: 1 kid's turkey sub	milk, wheat	240	70	8	10	5	25	0	35	12	920	40	24	9	2	6	1	19
Kids Fries Serving Size: 1 kid's fries	n/a	130	40	4.5	6	0.5	3	0	0	0	25	1	20	7	2	7	0	2
Mac n' Cheese Serving Size: 1 pouch	milk, wheat	310	81	9	12	2.5	13	0	15	4	830	36	44	16	2	7	10	11
Milk 1% Lowfat Serving Size: 4 franks	milk	90	20	2	3	1	5	0	10	3	90	4	10	4	0	0	10	7
Milk 1% Lowfat Chocolate Serving Size: 4 franks	milk	140	25	2.5	3	1.5	8	0	10	3	160	7	23	8	1	4	23	7
Mini Corn Dogs Serving Size: 4 franks	egg, milk, soy, wheat	230	150	17	21	6	29	0	40	13	560	24	12	4	0	2	3	8

+ Items may contain or come in contact with the following known allergies: milk, eggs, fish, crustacean shellfish, tree nuts, peanuts, wheat, soy, sesame.
 ++ 2,000 calories a day is used for general nutrition advice, but calorie needs vary.


	Allergens	Calories (kcal)	Fat Calories (kcal)	Total Fat (g)	% Daily Value ++	Saturated Fat (g)	% Daily Value ++	Trans Fat (g)	Cholesterol (mg)	% Daily Value ++	Sodium (mg)	% Daily Value ++	Carbohydrates (g)	% Daily Value ++	Dietary Fiber (g)	% Daily Value ++	Sugars (g)	Protein (g)
		Nutrition Information																

Salads Nutrition data does not include salad dressing																		
Cobb Salad, no dressing Serving Size: 1 salad	egg, milk	490	220	25	32	11	53	0	275	92	1270	55	13	5	5	18	6	35
Garden Salad Entree Serving Size: 1 salad	egg	110	45	5	7	0	0	0	155	52	85	4	10	4	4	15	5	7
Grilled Chicken Caesar, No Dressing Serving Size: 1 salad	milk, wheat	350	100	10	13	2.5	12	0	90	30	1000	44	31	11	3	9	2	24
Garden Side Salad Serving Size: 1 salad	n/a	30	0	0	1	0	0	0	0	0	20	1	6	2	3	10	3	2

Sandwiches - Half (6") on White																		
Blazin' Buffalo Chicken Toastee Serving Size: 1 sub	egg, milk, soy, wheat	690	230	25	32	9	45	0	170	57	2190	95	51	18	3	12	4	39
Club Serving Size: 1 sub	egg, milk, wheat	770	400	45	58	18	89	0	105	36	2750	119	49	18	3	10	5	46
Cuban Toastee Serving Size: 1 sub	milk, wheat	420	110	13	16	6	32	0	60	21	1940	84	49	18	3	10	3	31
Deluxe Grinder Serving Size: 1 sub	milk, wheat	630	300	33	43	15	75	0	80	27	2330	102	49	18	3	9	6	34
Ham & Swiss Serving Size: 1 sub	egg, milk, wheat	500	220	26	33	8	42	0	60	20	1370	59	47	17	2	8	5	24
Meatball w/provolone Serving Size: 1 sub	milk, soy, wheat	770	380	42	54	19	93	0	90	30	1740	76	57	21	5	17	10	41
Original Grinder Serving Size: 1 sub	milk, wheat	530	230	25	32	10	52	0	70	23	2070	90	49	18	3	9	5	28
Roast Beef & Provolone Serving Size: 1 sub	egg, milk, wheat	610	270	31	40	12	61	0	90	30	1740	76	46	17	2	8	3	38
Southwest Grilled Chicken Toastee Serving Size: 1 sub	egg, milk, soy, wheat	490	180	21	26	8	38	0	80	27	810	35	47	17	3	12	4	25
Spicy Grinder Serving Size: 1 sub	milk, wheat	590	280	30	39	13	65	0	75	25	2640	115	50	18	4	13	8	30
Spicy Roast Beef and Provolone Toastee Serving Size: 1 sub	egg, milk, soy, wheat	590	230	26	33	11	57	0	85	28	1970	86	51	18	4	15	6	37
Tuna Serving Size: 1 sub	egg, fish, wheat	560	270	32	41	6	31	0	40	13	950	41	47	17	2	8	21	8
Turkey & Provolone Serving Size: 1 sub	egg, milk, wheat	600	250	29	37	12	60	0	80	27	2030	88	49	18	3	12	3	39
Turkey, Ham & Provolone Serving Size: 1 sub	egg, milk, wheat	590	260	30	38	12	60	0	80	26	2050	89	49	18	3	11	4	35
Veggie Grinder Serving Size: 1 sub	milk, wheat	560	250	28	36	15	73	0	55	18	1310	57	49	18	3	12	4	28

Sandwiches - Half (6") on Wheat																		
Blazin' Buffalo Chicken Toastee Serving Size: 1 sub	egg, milk, soy, wheat	690	230	25	32	9	45	0	170	57	2190	95	51	18	4	16	5	40
Club Serving Size: 1 sub	egg, milk, wheat	780	400	45	58	18	89	0	105	36	2750	120	49	18	4	14	5	47
Cuban Toastee Serving Size: 1 sub	milk, wheat	420	110	13	16	6	32	0	60	21	1950	85	48	17	4	14	4	32
Deluxe Grinder Serving Size: 1 sub	milk, wheat	640	300	33	43	15	75	0	80	27	2340	102	49	18	4	13	6	35
Ham & Swiss Serving Size: 1 sub	egg, milk, wheat	500	220	26	33	8	42	0	60	20	1370	60	46	17	3	12	5	25
Meatball w/provolone Serving Size: 1 sub	milk, soy, wheat	770	380	42	54	19	93	0	90	30	1740	76	57	21	6	20	11	42
Original Grinder Serving Size: 1 sub	milk, wheat	540	230	25	32	10	52	0	70	23	2070	90	48	18	4	13	5	29
Roast Beef & Provolone Serving Size: 1 sub	egg, milk, wheat	620	270	31	40	12	61	0	90	30	1750	76	46	17	3	12	3	39
Southwest Grilled Chicken Toastee Serving Size: 1 sub	egg, milk, soy, wheat	500	180	21	26	8	38	0	80	27	820	36	47	17	4	16	4	26
Spicy Grinder Serving Size: 1 sub	milk, wheat	600	280	30	39	13	65	0	75	25	2640	115	49	18	5	16	9	31
Spicy Roast Beef and Provolone Toastee Serving Size: 1 sub	egg, milk, soy, wheat	590	230	26	33	11	57	0	85	28	1980	86	50	18	5	18	6	38
Tuna Serving Size: 1 sub	egg, fish, wheat	560	270	32	41	6	31	0	40	13	950	41	47	17	3	12	21	9
Turkey & Provolone Serving Size: 1 sub	egg, milk, wheat	610	250	29	37	12	60	0	80	27	2030	88	49	18	4	16	3	40
Turkey, Ham & Provolone Serving Size: 1 sub	egg, milk, wheat	610	270	30	39	12	61	0	85	29	2220	96	49	18	4	12	5	38
Veggie Grinder Serving Size: 1 sub	milk, wheat	560	250	28	36	15	73	0	55	18	1320	57	49	18	4	16	5	29

+ Items may contain or come in contact with the following known allergens: milk, eggs, fish, crustacean shellfish, tree nuts, peanuts, wheat, soy, sesame.
 ++ 2,000 calories a day is used for general nutrition advice, but calorie needs vary.

 Nutrition Information	Allergens	Calories (kcal)	Fat Calories (kcal)	Total Fat (g)	% Daily Value ++	Saturated Fat (g)	% Daily Value ++	Trans Fat (g)	Cholesterol (mg)	% Daily Value ++	Sodium (mg)	% Daily Value ++	Carbohydrates (g)	% Daily Value ++	Dietary Fiber (g)	% Daily Value ++	Sugars (g)	Protein (g)


Sandwiches - Half (6") on Gluten Free

Blazin' Buffalo Chicken Toastee Serving Size: 1 sub	egg, milk, soy	820	340	38	48	9	43	0	170	57	2230	97	65	24	7	26	4	35
Club Serving Size: 1 sub	egg, milk	910	510	58	74	17	87	0	105	36	2790	121	64	23	7	25	5	41
Cuban Toastee Serving Size: 1 sub	milk	550	230	25	32	6	31	0	60	21	1990	86	63	23	7	24	3	26
Deluxe Grinder Serving Size: 1 sub	milk	770	420	46	59	15	73	0	80	27	2380	103	64	23	7	24	6	29
Ham & Swiss Serving Size: 1 sub	egg, milk	630	340	38	49	8	41	0	60	20	1410	61	61	22	6	23	5	19
Meatball w/provolone Serving Size: 1 sub	milk, soy, wheat	900	490	54	70	18	92	0	90	30	1780	78	72	26	9	31	10	36
Original Grinder Serving Size: 1 sub	milk	670	340	38	48	10	50	0	70	23	2110	92	63	23	7	23	5	23
Roast Beef & Provolone Serving Size: 1 sub	egg, milk	750	380	43	56	12	60	0	90	30	1790	78	61	22	6	23	3	33
Southwest Grilled Chicken Toastee Serving Size: 1 sub	egg, milk, soy, wheat	630	290	33	42	7	36	0	80	27	860	37	62	23	7	26	4	21
Spicy Grinder Serving Size: 1 sub	milk	730	390	43	55	13	63	0	75	25	2680	117	64	23	8	27	8	26
Spicy Roast Beef and Provolone Toastee Serving Size: 1 sub	egg, milk, soy, wheat	720	340	38	49	11	56	0	85	28	2020	88	65	24	8	29	6	32
Tuna Serving Size: 1 sub	egg, fish	690	380	44	57	6	29	0	40	13	990	43	62	22	6	23	21	3
Turkey & Provolone Serving Size: 1 sub	egg, milk	740	360	41	53	12	59	0	80	27	2070	90	64	23	7	27	3	35
Turkey, Ham & Provolone Serving Size: 1 sub	egg, milk	730	370	42	54	12	59	0	80	26	2090	91	63	23	7	25	4	30
Veggie Grinder Serving Size: 1 sub	milk	690	370	41	52	14	72	0	55	18	1360	59	64	23	7	26	4	24

Sandwiches - Whole (12") on White

Blazin' Buffalo Chicken Toastee Serving Size: 1 sub	egg, milk, soy	1370	450	50	64	18	89	0.5	340	113	4380	190	102	37	7	24	8	79
Club Serving Size: 1 sub	egg, milk, wheat	1550	790	90	116	35	177	0	215	72	5490	239	98	36	6	21	9	91
Cuban Toastee Serving Size: 1 sub	milk, wheat	840	230	25	32	13	64	0	125	41	3880	169	97	35	6	20	7	61
Deluxe Grinder Serving Size: 1 sub	milk, wheat	1270	610	67	86	30	149	0	165	54	4670	203	99	36	5	19	11	68
Ham & Swiss Serving Size: 1 sub	egg, milk, wheat	1000	450	51	66	17	84	0	120	41	2730	119	93	34	5	17	9	47
Meatball w/provolone Serving Size: 1 sub	milk, soy, wheat	1530	750	84	107	37	186	0	180	60	3480	151	114	42	9	33	21	81
Original Grinder Serving Size: 1 sub	milk, wheat	1070	450	51	65	21	104	0	140	47	4130	180	98	36	5	19	10	56
Roast Beef & Provolone Serving Size: 1 sub	egg, milk, wheat	1230	540	62	79	25	123	0	180	60	3480	151	93	34	5	17	5	76
Southwest Grilled Chicken Toastee Serving Size: 1 sub	egg, milk, soy, wheat	990	360	41	53	15	75	0	165	55	1620	71	95	35	7	24	7	50
Spicy Grinder Serving Size: 1 sub	milk, wheat	1180	560	61	78	26	129	0	150	50	5280	230	100	36	7	25	16	61
Spicy Roast Beef and Provolone Toastee Serving Size: 1 sub	egg, milk, soy, wheat	1180	460	52	67	23	115	0	165	55	3950	172	102	37	8	29	11	74
Tuna Serving Size: 1 sub	egg, fish, wheat	1120	530	63	81	12	61	0	80	26	1890	82	95	34	5	17	41	15
Turkey & Provolone Serving Size: 1 sub	egg, milk, wheat	1200	500	58	74	24	120	0	160	54	4050	176	99	36	7	25	5	78
Turkey, Ham & Provolone Serving Size: 1 sub	egg, milk, wheat	1190	520	59	76	24	121	0	155	52	4090	178	99	36	6	22	9	70
Veggie Grinder Serving Size: 1 sub	milk, wheat	1120	510	56	72	29	146	0	110	37	2630	114	99	36	7	24	8	56

+ Items may contain or come in contact with the following known allergies: milk, eggs, fish, crustacean shellfish, tree nuts, peanuts, wheat, soy, sesame.
 ++ 2,000 calories a day is used for general nutrition advice, but calorie needs vary.

	Allergens	Calories (kcal)	Fat Calories (kcal)	Total Fat (g)	% Daily Value ++	Saturated Fat (g)	% Daily Value ++	Trans Fat (g)	Cholesterol (mg)	% Daily Value ++	Sodium (mg)	% Daily Value ++	Carbohydrates (g)	% Daily Value ++	Dietary Fiber (g)	% Daily Value ++	Sugars (g)	Protein (g)
		Nutrition Information																


Sandwiches - Whole (12") on Wheat

Blazin' Buffalo Chicken Toastee Serving Size: 1 sub	egg, milk, soy	1380	450	50	64	18	89	0.5	340	113	4390	191	101	37	9	31	9	81
Club Serving Size: 1 sub	egg, milk, wheat	1560	790	90	116	35	177	0	215	72	5500	239	97	35	8	28	10	93
Cuban Toastee Serving Size: 1 sub	milk, wheat	850	230	25	32	13	64	0	125	41	3890	169	96	35	8	27	8	63
Deluxe Grinder Serving Size: 1 sub	milk, wheat	1280	610	67	86	30	149	0	165	54	4680	203	98	36	7	26	12	70
Ham & Swiss Serving Size: 1 sub	egg, milk, wheat	1010	450	51	66	17	84	0	120	41	2740	119	92	34	7	24	10	49
Meatball w/provolone Serving Size: 1 sub	milk, soy, wheat	1540	750	84	107	37	186	0	180	60	3490	152	113	41	11	40	22	83
Original Grinder Serving Size: 1 sub	milk, wheat	1080	450	51	65	21	104	0	140	47	4140	180	97	35	7	26	11	58
Roast Beef & Provolone Serving Size: 1 sub	egg, milk, wheat	1240	540	62	79	25	123	0	180	60	3490	152	92	33	7	24	6	78
Southwest Grilled Chicken Toastee Serving Size: 1 sub	egg, milk, soy, wheat	1000	360	41	53	15	75	0	165	55	1630	71	94	34	9	31	8	52
Spicy Grinder Serving Size: 1 sub	milk, wheat	1190	560	61	78	26	129	0	150	50	5290	230	99	36	9	32	17	63
Spicy Roast Beef and Provolone Toastee Serving Size: 1 sub	egg, milk, soy, wheat	1190	460	52	67	23	115	0	165	55	3960	172	101	37	10	36	12	76
Tuna Serving Size: 1 sub	egg, fish, wheat	1130	530	63	81	12	61	0	80	26	1900	83	94	34	7	24	42	17
Turkey & Provolone Serving Size: 1 sub	egg, milk, wheat	1210	500	58	74	24	120	0	160	54	4060	177	98	35	9	32	6	80
Turkey, Ham & Provolone Serving Size: 1 sub	egg, milk, wheat	1230	530	60	78	24	122	0	170	57	4390	191	97	35	8	28	10	77
Veggie Grinder Serving Size: 1 sub	milk, wheat	1170	540	60	77	30	150	0	110	37	2820	123	99	36	9	31	9	58

Sandwiches - Whole (12") on Gluten Free

Blazin' Buffalo Chicken Toastee Serving Size: 1 sub	egg, milk, soy	1640	680	75	96	17	87	0.5	340	113	4470	194	131	47	15	53	8	70
Club Serving Size: 1 sub	egg, milk	1820	###	115	148	35	175	0	215	72	5580	243	127	46	14	49	9	82
Cuban Toastee Serving Size: 1 sub	milk	1110	450	50	64	12	61	0	125	41	3970	173	126	46	14	48	7	52
Deluxe Grinder Serving Size: 1 sub	milk	1540	830	92	118	29	147	0	165	54	4760	207	128	46	13	47	11	59
Ham & Swiss Serving Size: 1 sub	egg, milk	1270	670	76	98	16	82	0	120	41	2820	123	122	45	13	45	9	38
Meatball w/provolone Serving Size: 1 sub	milk, soy, wheat	1800	980	109	139	37	183	0	180	60	3570	155	143	52	17	62	21	72
Original Grinder Serving Size: 1 sub	milk	1340	680	76	97	20	102	0	140	47	4220	184	127	46	13	47	10	47
Roast Beef & Provolone Serving Size: 1 sub	egg, milk	1500	760	87	111	24	120	0	180	60	3570	155	122	44	13	45	5	67
Southwest Grilled Chicken Toastee Serving Size: 1 sub	egg, milk, soy, wheat	1260	580	66	85	15	73	0	165	55	1710	74	124	45	15	53	7	41
Spicy Grinder Serving Size: 1 sub	milk	1450	780	86	110	25	127	0	150	50	5370	233	129	47	15	54	16	52
Spicy Roast Beef and Provolone Toastee Serving Size: 1 sub	egg, milk, soy, wheat	1450	690	77	99	22	112	0	165	55	4040	176	131	47	16	58	11	65
Tuna Serving Size: 1 sub	egg, fish	1390	760	88	113	12	59	0	80	26	1980	86	124	45	13	45	41	6
Turkey & Provolone Serving Size: 1 sub	egg, milk	1470	730	83	106	24	118	0	160	54	4140	180	128	46	15	53	5	69
Turkey, Ham & Provolone Serving Size: 1 sub	egg, milk	1460	740	84	108	24	118	0	155	52	4180	182	128	46	14	51	9	61
Veggie Grinder Serving Size: 1 sub	milk	1390	730	81	104	29	144	0	110	37	2720	118	128	46	15	53	8	47

+ Items may contain or come in contact with the following known allergies: milk, eggs, fish, crustacean shellfish, tree nuts, peanuts, wheat, soy, sesame.
 ++ 2,000 calories a day is used for general nutrition advice, but calorie needs vary.

	Allergens	Calories (kcal)	Fat Calories (kcal)	Total Fat (g)	% Daily Value ++	Saturated Fat (g)	% Daily Value ++	Trans Fat (g)	Cholesterol (mg)	% Daily Value ++	Sodium (mg)	% Daily Value ++	Carbohydrates (g)	% Daily Value ++	Dietary Fiber (g)	% Daily Value ++	Sugars (g)	Protein (g)
		Nutrition Information																

3' Subs

Deluxe Grinder Serving Size: 3" slice	milk, wheat	500	230	26	33	9	43	0	45	15	1980	86	46	17	2	8	4	22
Ham & Swiss Serving Size: 3" slice	egg, milk, wheat	350	100	12	15	3.5	18	0	35	12	1430	62	44	16	2	7	4	19
Original Grinder Serving Size: 3" slice	milk, wheat	420	160	18	23	6	32	0	35	12	1640	71	45	16	2	8	4	20
Roast Beef & Provolone Serving Size: 3" slice	egg, milk, wheat	380	120	13	17	5	25	0	40	14	1330	58	43	16	2	7	3	22
Tuna Serving Size: 3" slice	egg, fish, wheat	340	110	13	17	2.5	12	0	15	5	920	40	43	16	2	7	9	9
Turkey & Provolone Serving Size: 3" slice	egg, milk, wheat	390	110	12	16	5	24	0	40	14	1630	71	45	16	3	10	3	26
Turkey, Ham & Provolone Serving Size: 3" slice	egg, milk, wheat	390	110	13	17	5	25	0	45	14	1670	73	45	16	2	9	4	24
Veggie Grinder Serving Size: 3" slice	milk, wheat	410	160	18	23	7	33	0	20	7	1260	55	45	16	2	9	3	16

Sides

Chili Serving Size: 6 ounces	soy	180	60	7	9	3	15	0	15	6	630	28	18	6	4	15	3	12
Chili - Supreme Serving Size: 6 ounces	soy	190	80	9	12	4.5	22	0	25	9	510	22	14	5	3	12	3	12
Chocolate Chip Cookie Serving Size: 1 cookie	egg, milk, soy, wheat	530	220	24	31	12	61	0	20	7	380	17	73	27	4	14	45	4
Churros and Chocolate Sauce Serving Size: 8 churros	egg, wheat	460	110	12	16	4.5	23	0	0	0	180	8	87	32	2	8	64	0
Potato Salad Serving Size: 5 ounces	egg, milk	240	130	14	18	3	15	0	150	5	670	29	22	8	2	7	6	6

CHIPS

Potato Chips - BBQ Serving Size: 1 bag	milk	200	99	11	15	1.5	8	0	0	0	190	8	23	8	2	7	3	3
Potato Chips - Jalapeno Serving Size: 1 bag	milk	200	99	11	15	1.5	8	0	0	0	190	8	23	8	2	7	2	3
Potato Chips - Sea Salt Serving Size: 1 bag	n/a	210	108	12	16	1.5	8	0	0	0	170	7	23	8	2	7	1	3


BOTTLED RANCH

Buffalo Ranch Serving Size: 2 tbsp	egg, milk, soy	155	170	19	29	3	15	0	5	1	360	15	0	0	0	0	0	0
Ranch Serving Size: 2 tbsp	egg, milk, soy	175	170	19	29	3	15	0	5	1	260	11	2	1	0	0	1	1

EXTRA SAUCE

BBQ Sauce Serving Size: 2 oz PC Cup	n/a	70	0	0	0	0	0	0	0	0	700	30	15	5	0	0	13	0
Blue Cheese Serving Size: 1 packet	egg, milk	190	180	20	26	4	19	0	20	7	380	17	2	1	0	0	1	1
Buffalo Ranch Serving Size: 2 oz PC Cup	egg, milk, soy	290	310	35	45	6	28	0	10	3	680	30	0	0	0	0	0	0
Caesar Serving Size: 1 packet	egg, milk	180	162	18	23	3	16	0	10	3	390	17	2	1	0	0	<1	1
Chipotle Ranch Serving Size: 2 oz PC Cup	egg, milk, soy	290	280	33	43	6	28	0	30	10	250	11	2	1	0	0	<1	0
Frank's Red Hot Sauce Serving Size: 2 oz Cup	n/a	0	0	0	0	0	0	0	0	0	1590	69	0	0	0	0	0	0
Honey Mustard Serving Size: 1 packet	egg	130	90	10	13	1.5	8	0	10	3	290	13	9	3	0	0	9	0
House Serving Size: 2 oz PC Cup	n/a	150	150	17	22	2.5	12	0	0	0	320	14	<1	0	0	0	0	0
Nacho Cheese Serving Size: 2 oz Cup	milk	70	50	5	7	1	5	0	0	0	500	22	5	2	0	0	0	<1
Ranch Serving Size: 2 oz PC Cup	egg, milk, soy	330	310	35	45	6	28	1	10	3	490	21	4	1	0	0	2	2
Thousand Island Serving Size: 1 packet	egg	220	189	21	27	3.5	17	0	20	7	310	14	6	2	0	0	6	0

+ Items may contain or come in contact with the following known allergies: milk, eggs, fish, crustacean shellfish, tree nuts, peanuts, wheat, soy, sesame.
 ++ 2,000 calories a day is used for general nutrition advice, but calorie needs vary.

	Allergens	Calories (kcal)	Fat Calories (kcal)	Total Fat (g)	% Daily Value ++	Saturated Fat (g)	% Daily Value ++	Trans Fat (g)	Cholesterol (mg)	% Daily Value ++	Sodium (mg)	% Daily Value ++	Carbohydrates (g)	% Daily Value ++	Dietary Fiber (g)	% Daily Value ++	Sugars (g)	Protein (g)
		Nutrition Information																

Breakfast																		
Classic Burrito - Bacon Serving Size: 1 burrito	egg, milk, soy, wheat	1070	580	67	86	28	139	0	510	171	2420	105	65	24	2	7	1	51
Classic Burrito - Chorizo Serving Size: 1 burrito	egg, milk, wheat	930	370	43	55	17	84	0	505	169	1940	84	68	25	3	9	2	43
Classic Burrito - Ham Serving Size: 1 burrito	egg, milk, wheat	770	330	38	49	17	85	0	480	161	1650	72	66	24	2	7	2	39
Classic Burrito - Sausage Serving Size: 1 burrito	egg, milk, wheat	980	520	60	77	25	124	0	510	170	1810	79	66	24	2	7	1	42
Carnivore Burrito Serving Size: 1 burrito	egg, milk, soy, wheat	1100	550	64	82	25	124	0	535	179	2350	102	68	25	2	8	2	48
Sonoran Burrito Serving Size: 1 burrito	egg, milk, soy, wheat	980	390	46	59	17	86	0	505	169	2620	114	73	26	4	13	3	43
Burrito Fries Add-On Serving Size: 2 ounces	n/a	90	25	3	4	0	2	0	0	0	15	1	13	5	1	5	0	1
Brioche Bacon Sandwich Serving Size: 1 sandwich	egg, milk, wheat	600	310	34	44	12	60	0	360	120	1200	52	43	16	1	4	5	29
Brioche Ham Sandwich Serving Size: 1 sandwich	egg, milk, wheat	540	240	26	34	9	47	0	350	117	1300	56	44	16	1	4	6	30
Brioche Sausage Sandwich Serving Size: 1 sandwich	egg, milk, wheat	740	430	48	62	17	85	0	375	125	1350	59	44	16	1	4	5	32
Waffle Bacon Sandwich Serving Size: 1 sandwich	egg, milk, soy, wheat	770	470	52	67	19	93	0	380	127	1270	55	43	16	1	4	13	29
Waffle Ham Sandwich Serving Size: 1 sandwich	egg, milk, soy, wheat	710	400	44	57	16	79	0	370	124	1370	59	44	16	1	4	14	30
Waffle Sausage Sandwich Serving Size: 1 sandwich	egg, milk, soy, wheat	910	590	66	85	24	118	0	395	132	1420	62	44	16	1	4	13	32
Toasted Breakfast Grinder Serving Size: 1 sandwich	egg, milk, wheat	780	410	47	60	17	83	0	235	79	2220	97	54	20	6	21	6	33
Chicken and Fritters Serving Size: 2 tenders and fritters	milk, soy, wheat	620	80	9	12	2	10	0	25	8	780	34	116	42	4	15	63	21
Fritters Serving Size:	milk, soy, wheat	580	45	5	7	0	0	0	0	0	650	28	124	45	5	18	66	15